

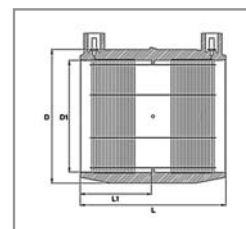
ACCESORIOS ELECTROSOLDABLES

Electrofusion fittings
Raccords électrosoudables



COUPLING MANGUITO MANCHON

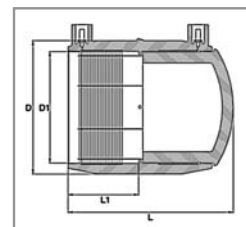
Gas 10 Bar Water PN16
PE100-BLACK



| CODE | REF. | FITTINGS SIZE | L (mm) | L1 (mm) | D (mm) | D1 (mm) | FUSION TIME (secs) | COOLING TIME (mins) | WEIGHT UNIT (Kg) | |
|--------|----------|---------------|--------|---------|--------|---------|--------------------|---------------------|------------------|----|
| 300020 | CBKHA20 | 20 mm | 77 | 37.5 | 29 | 20 | 25 | 3 | 0.033 | 75 |
| 300025 | CBKHA25 | 25 mm | 77 | 37.5 | 33.5 | 25 | 30 | 3 | 0.037 | 75 |
| 300032 | CBKHA32 | 32 mm | 77 | 37.5 | 43 | 32 | 45 | 3 | 0.057 | 75 |
| 300040 | CBKHA40 | 40 mm | 90 | 44 | 51.5 | 40 | 40 | 5 | 0.08 | 50 |
| 300050 | CBKHA50 | 50 mm | 91 | 44 | 61.5 | 50 | 80 | 5 | 0.096 | 40 |
| 300063 | CBKHA63 | 63 mm | 102 | 49 | 77 | 63 | 35 | 3 | 0.148 | 25 |
| 300075 | CBKHA75 | 75 mm | 125 | 61 | 100 | 75 | 120 | 10 | 0.403 | 45 |
| 300090 | CBKHA90 | 90 mm | 122 | 60 | 110 | 90 | 90 | 10 | 0.333 | 30 |
| 300110 | CBKHA110 | 110 mm | 144 | 70 | 133 | 110 | 160 | 10 | 0.52 | 10 |
| 300125 | CBKHA125 | 125 mm | 154 | 75 | 151 | 125 | 200 | 10 | 0.74 | 12 |
| 300140 | CBKHA140 | 140 mm | 181 | 89 | 176 | 140 | 200 | 10 | 1.45 | 4 |
| 300160 | CBKHA160 | 160 mm | 175 | 86 | 195 | 160 | 300 | 20 | 1.409 | 4 |
| 300180 | CBKHA180 | 180 mm | 185 | 91 | 220 | 180 | 360 | 20 | 1.906 | 4 |
| 300200 | CBKHA200 | 200 mm | 186 | 92 | 243 | 200 | 440 | 20 | 2.301 | 4 |
| 300225 | CBKA225 | 225 mm | 222 | 109 | 276 | 225 | 600 | 30 | 4.15 | 2 |
| 300250 | CBKA250 | 250 mm | 220 | 108 | 301 | 250 | 600 | 30 | 4.28 | 2 |
| 300280 | CBKA280 | 280 mm (40 V) | 260 | 127 | 345 | 280 | 600 | 30 | 8.32 | 1 |
| 300315 | CBKA315 | 315 mm (40 V) | 261 | 128 | 386 | 315 | 900 | 30 | 10.1 | 1 |
| 300355 | CBKA355 | 355 mm (40 V) | 260 | 126 | 437 | 355 | 900 | 30 | 12.3 | 1 |
| 300400 | - | 400 mm (40 V) | - | - | - | - | - | - | - | - |

CAP TAPÓN BOUCHON

Gas 10 Bar Water PN16
PE100-BLACK



| CODE | REF. | FITTINGS SIZE | L (mm) | L1 (mm) | D (mm) | D1 (mm) | FUSION TIME (secs) | COOLING TIME (mins) | WEIGHT UNIT (Kg) | |
|--------|-----------|---------------|--------|---------|--------|---------|--------------------|---------------------|------------------|----|
| 306020 | ECBKHA20 | 20 mm | 82 | 37.5 | 29 | 20 | 25 | 3 | 0.041 | 75 |
| 306025 | ECBKHA25 | 25 mm | 82 | 37.5 | 33.5 | 25 | 30 | 3 | 0.048 | 75 |
| 306032 | ECBKHA32 | 32 mm | 84 | 37.5 | 46 | 32 | 45 | 3 | 0.073 | 75 |
| 306040 | ECBKHA40 | 40 mm | 97 | 44 | 51.5 | 40 | 40 | 5 | 0.102 | 50 |
| 306050 | ECBKHA50 | 50 mm | 101 | 44 | 61.5 | 50 | 80 | 5 | 0.15 | 40 |
| 306063 | ECBKHA63 | 63 mm | 115 | 49 | 77 | 63 | 35 | 5 | 0.226 | 20 |
| 306075 | ECBKHA75 | 75 mm | 125 | 61 | 100 | 75 | 120 | 10 | 0.553 | 25 |
| 306090 | ECBKHA90 | 90 mm | 138 | 60 | 110 | 90 | 90 | 10 | 0.521 | 25 |
| 306110 | ECBKHA110 | 110 mm | 164 | 70 | 133 | 110 | 200 | 10 | 0.97 | 18 |
| 306125 | ECBKHA125 | 125 mm | 175 | 75 | 151 | 125 | 220 | 10 | 1.24 | 10 |
| 306140 | ECBKHA140 | 140 mm | 236 | 89 | 176 | 140 | 200 | 10 | 2.25 | 6 |
| 306160 | ECBKHA160 | 160 mm | 202 | 85 | 196 | 160 | 300 | 20 | 2.21 | 4 |
| 306180 | ECBKHA180 | 180 mm | 214 | 91 | 220 | 180 | 360 | 20 | 2.32 | 4 |
| 306200 | ECBKHA200 | 200 mm | 215 | 108 | 243 | 200 | 500 | 30 | 4.2 | 2 |
| 306225 | ECBKA225 | 225 mm | 222 | 109 | 276 | 225 | 600 | 30 | 7 | 2 |
| 306250 | ECBKA250 | 250 mm | 220 | 108 | 301 | 250 | 600 | 30 | 8.1 | 2 |

ACCESORIOS ELECTROSOLDABLES

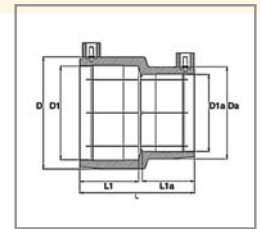
Electrofusion fittings

Raccords électrosoudables



REDUCER
REDUCCIÓN
REDUCTION

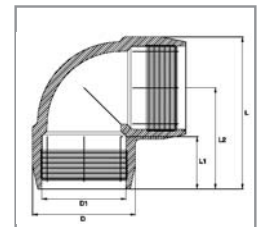
Gas 10 Bar Water PN16
PE100-BLACK



| CODE | REF. | FITTINGS SIZE | L (mm) | L1 (mm) | D (mm) | D1 (mm) | L1a (mm) | Da (mm) | D1a (mm) | FUSION TIME (secs) | COOLING TIME (mins) | WEIGHT UNIT (Kg) | |
|--------|--------------|---------------|--------|---------|--------|---------|----------|---------|----------|--------------------|---------------------|------------------|-------|
| 307220 | RBKHA25X20 | 25 x 20 mm | 77 | 38.5 | 34 | 25 | 36.5 | 29 | 20 | 35 | 3 | 0.035 | 25/75 |
| 307320 | RBKHA32X20 | 32 x 20 mm | 77 | 38.5 | 43 | 32 | 36.5 | 29 | 20 | 35 | 3 | 0.048 | 20/75 |
| 307325 | RBKHA32X25 | 32 x 25 mm | 77 | 38.5 | 43 | 32 | 36.5 | 34 | 25 | 30 | 3 | 0.052 | 20/75 |
| 307432 | RBKHA40X32 | 40 x 32 mm | 84 | 41 | 52 | 40 | 41 | 43 | 32 | 50 | 5 | 0.104 | 50 |
| 307532 | RBKHA50X32 | 50 x 32 mm | 84 | 40 | 67 | 50 | 40 | 67 | 32 | 50 | 5 | 0.18 | 40 |
| 307540 | RBKHA50X40 | 50 x 40 mm | 85 | 40 | 67 | 50 | 40 | 67 | 40 | 50 | 5 | 0.165 | 40 |
| 307632 | RBKHA63X32 | 63 x 32 mm | 97 | 47 | 82 | 63 | 40 | 55 | 32 | 50 | 3 | 0.198 | 25 |
| 307640 | RBKHA63X40 | 63 x 40 mm | 98 | 47 | 83 | 63 | 44 | 83 | 40 | 70 | 5 | 0.184 | 30 |
| 307650 | RBKHA63X50 | 63 x 50 mm | 98 | 48 | 84 | 63 | 44 | 84 | 50 | 120 | 10 | 0.28 | 25 |
| 307963 | RBKHA90X63 | 90 x 63 mm | 154 | 79 | 117 | 90 | 61 | 83 | 63 | 90 | 10 | 0.5 | 35 |
| 307190 | RBKHA110X90 | 110 x 90 mm | 136.5 | 70 | 134 | 110 | 62 | 109 | 90 | 120 | 10 | 0.515 | 10 |
| 307290 | RBKHA125X90 | 125 x 90 mm | 181 | 89 | 156 | 125 | 79 | 116 | 90 | 90 | 10 | 1.0 | 12 |
| 307180 | RBKHA180X125 | 180 x 125 mm | 221 | 101 | 216 | 180 | 83 | 157 | 125 | 220 | 10 | 2.09 | 2 |

90°ELBOW
CODO 90°
COUDE 90°

Gas 10 Bar Water PN16
PE100-BLACK



| CODE | REF. | FITTINGS SIZE | L (mm) | L1 (mm) | L2 (mm) | D (mm) | D1 (mm) | FUSION TIME (secs) | COOLING TIME (mins) | WEIGHT UNIT (Kg) | |
|--------|-------------|-----------------|--------|---------|---------|--------|---------|--------------------|---------------------|------------------|----|
| 304020 | EBKHA20X90 | 20 mm x 90 deg | 82 | 44 | 64 | 36 | 20 | 30 | 3 | 0.141 | 25 |
| 304025 | EBKHA25X90 | 25 mm x 90 deg | 82 | 44 | 64 | 36 | 25 | 35 | 3 | 0.128 | 40 |
| 304032 | EBKHA32X90 | 32 mm x 90 deg | 84 | 40 | 62 | 44 | 32 | 50 | 3 | 0.097 | 25 |
| 304040 | EBKHA40X90 | 40 mm x 90 deg | 116 | 50 | 83 | 67 | 40 | 80 | 5 | 0.34 | 40 |
| 304050 | EBKHA50X90 | 50 mm x 90 deg | 116 | 50 | 83 | 67 | 50 | 120 | 10 | 0.241 | 40 |
| 304063 | EBKHA63X90 | 63 mm x 90 deg | 139 | 59 | 98 | 82 | 63 | 80 | 5 | 0.404 | 30 |
| 304075 | EBKHA75X90 | 75 mm x 90 deg | 150 | 53 | 102 | 97 | 75 | 120 | 10 | 0.528 | 30 |
| 304090 | EBKHA90X90 | 90 mm x 90 deg | 194 | 77 | 131 | 116 | 90 | 120 | 10 | 1.06 | 10 |
| 304110 | EBKHA110X90 | 110 mm x 90 deg | 205 | 71 | 135 | 137 | 110 | 160 | 15 | 1.12 | 6 |
| 304125 | EBKHA125X90 | 125 mm x 90 deg | 228 | 72 | 152 | 154 | 125 | 200 | 15 | 1.57 | 5 |
| 304160 | EBKHA160X90 | 160 mm x 90 deg | 320 | 104 | 211 | 213 | 160 | 200 | 10 | 5.0 | 1 |
| 304180 | EBKHA180X90 | 180 mm x 90 deg | 320 | 104 | 211 | 213 | 180 | 300 | 20 | 4.12 | 1 |

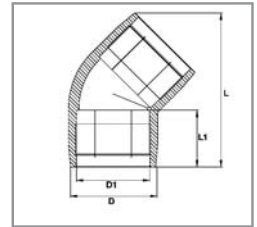
ACCESORIOS ELECTROSOLDABLES

Electrofusion fittings
Raccords electrosoudables



45° ELBOW CODO 45° COUDE 45°

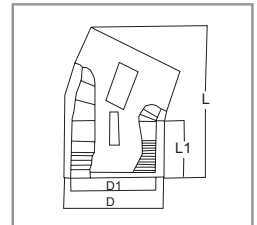
Gas 10 Bar Water PN16
PE100-BLACK



| CODE | REF. | FITTINGS SIZE | L (mm) | L1 (mm) | D (mm) | D1 (mm) | FUSION TIME (secs) | COOLING TIME (mins) | WEIGHT UNIT (Kg) | |
|--------|-------------|-----------------|--------|---------|--------|---------|--------------------|---------------------|------------------|----|
| 305032 | EBKHA32X45 | 32 mm x 45 deg | 95 | 39 | 44 | 32 | 45 | 5 | 0.08 | 60 |
| 305040 | EBKHA40X45 | 40 mm x 45 deg | 108 | 44 | 56 | 40 | 60 | 5 | 0.125 | 75 |
| 305050 | EBKHA50X45 | 50 mm x 45 deg | 124 | 49 | 68 | 50 | 120 | 10 | 0.196 | 50 |
| 305063 | EBKHA63X45 | 63 mm x 45 deg | 145 | 54 | 82 | 63 | 80 | 5 | 0.298 | 20 |
| 305075 | EBKHA75X45 | 75 mm x 45 deg | 165 | 62 | 97 | 75 | 120 | 10 | 0.427 | 20 |
| 305090 | EBKHA90X45 | 90 mm x 45 deg | 192 | 82 | 117 | 90 | 120 | 10 | 0.765 | 10 |
| 305110 | EBKHA110X45 | 110 mm x 45 deg | 213 | 75 | 137 | 110 | 140 | 10 | 0.894 | 10 |
| 305125 | EBKHA125X45 | 125 mm x 45 deg | 240 | 81 | 145 | 125 | 220 | 10 | 1.447 | 6 |
| 305160 | EBKHA160X45 | 160 mm x 45 deg | 320 | 105 | 214 | 160 | 240 | 10 | 4.5 | 2 |
| 305180 | EBKHA180X45 | 180 mm x 45 deg | 320 | 105 | 217 | 180 | 240 | 20 | 3.13 | 2 |

22,5° ELBOW CODO 22,5° COUDE 22,5°

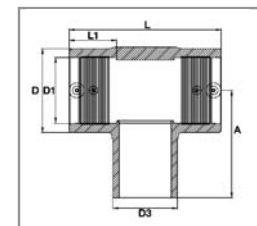
Gas 10 Bar Water PN16
PE100-BLACK



| CODE | REF. | FITTINGS SIZE | L (mm) | L1 (mm) | D (mm) | D1 (mm) | FUSION TIME (secs) | COOLING TIME (mins) | WEIGHT UNIT (Kg) | |
|--------|-------------------|-------------------|--------|---------|--------|---------|--------------------|---------------------|------------------|---|
| 305182 | EBKHA180X180x22.5 | 180 mm x 22.5 deg | 278 | 105 | 180 | 213 | 220 | 20 | 2.816 | 2 |

EQUAL TEE TE IGUAL TE EGAL

Gas 10 Bar Water PN16
PE100-BLACK



| CODE | REF. | FITTINGS SIZE | L (mm) | L1 (mm) | D (mm) | D1 (mm) | D3 (mm) | A (mm) | FUSION TIME (secs) | COOLING TIME (mins) | WEIGHT UNIT (Kg) | |
|--------|-----------|--------------------|--------|---------|--------|---------|---------|--------|--------------------|---------------------|------------------|----|
| 302020 | ETBKHA20 | 20 x 20 x 20 mm | 98 | 35 | 44 | 20 | 20 | 78 | 50 | 3 | 0.13 | 50 |
| 302025 | ETBKHA25 | 25 x 25 x 25 mm | 98 | 35 | 44 | 25 | 25 | 78 | 50 | 3 | 0.12 | 50 |
| 302032 | ETBKHA32 | 32 x 32 x 32 mm | 98 | 35 | 44 | 32 | 32 | 78 | 50 | 3 | 0.1 | 50 |
| 302040 | ETBKHA40 | 40 x 40 x 40 mm | 144 | 49 | 67 | 40 | 40 | 102 | 80 | 5 | 0.376 | 15 |
| 302050 | ETBKHA50 | 50 x 50 x 50 mm | 144 | 49 | 67 | 50 | 50 | 101 | 120 | 10 | 0.3 | 25 |
| 302063 | ETBKHA63 | 63 x 63 x 63 mm | 174 | 61 | 82 | 63 | 63 | 114 | 80 | 5 | 0.462 | 20 |
| 302075 | ETBKHA75 | 75 x 75 x 75 mm | 174 | 60 | 97 | 75 | 75 | 126 | 120 | 10 | 0.597 | 10 |
| 302090 | ETBKHA90 | 90 x 90 x 90 mm | 210 | 65 | 118 | 90 | 90 | 143 | 120 | 10 | 1.12 | 5 |
| 302110 | ETBKHA110 | 110 x 110 x 110 mm | 265 | 88 | 154 | 110 | 110 | 173 | 200 | 10 | 2.99 | 4 |
| 302125 | ETBKHA125 | 125 x 125 x 125 mm | 266 | 79 | 156 | 125 | 125 | 174 | 220 | 10 | 2.25 | 4 |
| 302160 | ETBKHA160 | 160 x 160 x 160 mm | 367 | 112 | 213 | 160 | 160 | 227 | 200 | 10 | 6.78 | 1 |
| 302180 | ETBKHA180 | 180 x 180 x 180 mm | 372 | 105 | 218 | 180 | 180 | 231 | 200 | 20 | 5.3 | 1 |

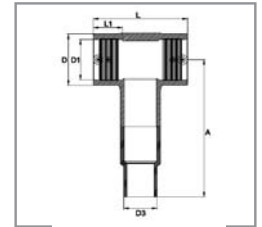
ACCESORIOS ELECTROSOLDABLES

Electrofusion fittings
Raccords électrosoudables



REDUCING TEE TE REDUCIDA TE REDUIT

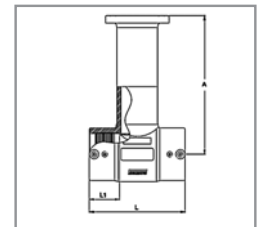
Gas 10 Bar Water PN16
PE100-BLACK



| CODE | REF. | FITTINGS SIZE | L (mm) | L1 (mm) | D (mm) | D1 (mm) | D3 (mm) | A (mm) | FUSION TIME (secs) | COOLING TIME (mins) | WEIGHT UNIT (Kg) | |
|--------|----------------|--------------------|--------|---------|--------|---------|---------|--------|--------------------|---------------------|------------------|----|
| 303232 | RTBKHA20X32 | 20 x 20 x 32 mm | 98 | 35 | 44 | 20 | 20 | 78 | 50 | 3 | 0.13 | 50 |
| 303252 | RTBKHA25X32 | 25 x 25 x 32 mm | 98 | 35 | 44 | 25 | 32 | 78 | 35 | 3 | 0.126 | 50 |
| 303540 | RTBKHA50X40 | 50 x 50 x 40 mm | 144 | 49 | 67 | 50 | 40 | 101 | 120 | 10 | 0.3 | 25 |
| 303640 | RTBKHA63X40 | 63 x 63 x 40 mm | 174 | 61 | 82 | 63 | 63 | 114 | 80 | 5 | 0.43 | 20 |
| 303650 | RTBKHA63X50 | 63 x 63 x 50 mm | 174 | 61 | 82 | 63 | 63 | 114 | 80 | 5 | 0.44 | 20 |
| 303963 | RTBKHA90X63 | 90 x 90 x 63 mm | 210 | 65 | 118 | 90 | 63 | 295 | 120 | 10 | 1.38 | 1 |
| 303163 | RTBKHA110X63 | 110 x 110 x 63 mm | 265 | 88 | 154 | 110 | 63 | 600 | 200 | 10 | 3.7 | 1 |
| 303190 | RTBKHA110X90 | 110 x 110 x 90 mm | 265 | 88 | 154 | 110 | 90 | 353 | 200 | 10 | 3.47 | 1 |
| 303210 | RTBKHA125X110 | 125 x 125 x 110 mm | 266 | 79 | 156 | 125 | 110 | 359 | 220 | 10 | 2.8 | 1 |
| 303263 | RTBKHA125X63 | 125 x 125 x 63 mm | 266 | 79 | 157 | 125 | 63 | 500 | 220 | 10 | 3 | 1 |
| 303290 | RTBKHA125X90 | 125 x 125 x 90 mm | 266 | 79 | 156 | 125 | 90 | 331 | 220 | 10 | 2.77 | 1 |
| 303663 | RTBKHA160X63 | 160 x 160 x 63 mm | 367 | 112 | 218 | 160 | 63 | 600 | 200 | 10 | 7.8 | 1 |
| 303690 | RTBKHA160X90 | 160 x 160 x 90 mm | 367 | 112 | 213 | 160 | 90 | 600 | 200 | 10 | 7.7 | 1 |
| 303610 | RTBKHA160X110 | 160 x 160 x 110 mm | 367 | 112 | 213 | 160 | 110 | 430 | 200 | 10 | 7.4 | 1 |
| 303602 | RTBKHA160x125R | 160 x 160 x 125 mm | 367 | 112 | 213 | 160 | 125 | 410 | 200 | 10 | 7.45 | 1 |
| 303182 | TBKHA180x125 | 180 x 180 x 125 mm | 372 | 105 | 213 | 180 | 125 | 410 | 200 | 20 | 5.9 | 1 |

FLANGED TEE TE CON BRIDA TE AVEC BRIDE

Gas 10 Bar Water PN16
PE100-BLACK



| CODE | REF. | FITTINGS SIZE | L (mm) | L1 (mm) | A (mm) | FUSION TIME (secs) | COOLING TIME (mins) | WEIGHT UNIT (Kg) | |
|--------|---------------|-------------------|--------|---------|--------|--------------------|---------------------|------------------|---|
| 301650 | FTBKHA63X50 | 63 mm x 50 NP16 | 174 | 61 | 251 | 80 | 5 | 3.08 | 1 |
| 301950 | FTBKHA90X50 | 90 mm x 50 NP16 | 210 | 65 | 307 | 120 | 10 | 5.64 | 1 |
| 301980 | FTBKHA90X80 | 90 mm x 80 NP16 | 210 | 65 | 307 | 120 | 10 | 6.51 | 1 |
| 301110 | FTBKHA110X100 | 110 mm x 100 NP16 | 265 | 88 | 353 | 200 | 10 | 8.02 | 1 |
| 301128 | FTBKHA125X80 | 125 mm x 80 NP16 | 266 | 79 | 526 | 220 | 10 | 7.81 | 1 |
| 301125 | FTBKHA125X100 | 125 mm x 100 NP16 | 266 | 79 | 353 | 220 | 10 | 7.32 | 1 |
| 301160 | FTBKHA160X100 | 160 mm x 100 NP16 | 367 | 112 | 596 | 200 | 10 | 8.1 | 1 |
| 301165 | FTBKHA160X150 | 160 mm x 150 NP16 | 367 | 112 | 436 | 200 | 10 | 9.4 | 1 |
| 301180 | FTBKHA180X100 | 180 mm x 100 NP16 | 372 | 105 | 575 | 200 | 20 | 9 | 1 |
| 301185 | FTBKHA180X150 | 180 mm x 150 NP16 | 372 | 105 | 436 | 200 | 20 | 7.4 | 1 |
| 301188 | FTBKHA180X80 | 180 mm x 80 NP16 | 372 | 105 | 766 | 200 | 20 | 7.81 | 1 |

ACCESORIOS ELECTROSOLDABLES

Electrofusion fittings

Raccords electrosoudables



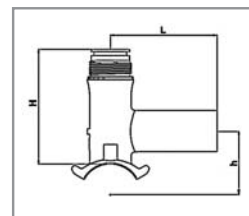
TAPPING TEE


COLLARÍN DE TOMA EN CARGA

COLLIER DE PRISE EN CHARGE

STACKLOAD

Gas 10 Bar Water PN16 PE100-BLACK



| CODE | REF. | FITTINGS SIZE | L (mm) | H (mm) | h (mm) | W (mm) | FUSION TIME (secs) | COOLING TIME (mins) | WEIGHT UNIT (Kg) |  |
|--------|---------------|---------------|--------|--------|--------|--------|--------------------|---------------------|------------------|---|
| 308263 | MTBKHA63X20 | 63x20 mm | 105 | 119 | 62 | 120 | 70 | 10 | 0,34 | 10 |
| 308363 | MTBKHA63X25 | 63x25 mm | 105 | 119 | 62 | 120 | 70 | 10 | 0,340 | 10 |
| 308063 | MTBKHA63X32 | 63x32 mm | 105 | 119 | 62 | 120 | 70 | 10 | 34 | 10 |
| 308463 | MTBKHA63X40 | 63x40 mm | 165 | 155 | 59,5 | 146 | 50 | 10 | 0,79 | 10 |
| 308563 | MTBKHA63X50 | 63x50 mm | 165 | 155 | 59,5 | 146 | 50 | 10 | 0,79 | 10 |
| 308663 | MTBKHA63X63 | 63x63 mm | 165 | 155 | 59,5 | 146 | 50 | 10 | 0,79 | 10 |
| 308275 | MTBKHA75X20 | 75x20 mm | 105 | 110 | 77 | 120 | 80 | 10 | 0,35 | 10 |
| 308375 | MTBKHA75X25 | 75x25 mm | 105 | 110 | 77 | 120 | 80 | 10 | 0,35 | 10 |
| 308075 | MTBKHA75X32 | 75x32 mm | 105 | 110 | 77 | 120 | 80 | 10 | 0,35 | 10 |
| 308475 | MTBKHA75X40 | 75x40 mm | 165 | 165 | 57 | 146 | 70 | 10 | 0,8 | 10 |
| 308575 | MTBKHA75X50 | 75x50 mm | 165 | 165 | 57 | 146 | 70 | 10 | 0,8 | 10 |
| 308675 | MTBKHA75X63 | 75x63 mm | 105 | 165 | 57 | 146 | 70 | 10 | 0,8 | 10 |
| 308290 | MTBKHA90X20 | 90x20 mm | 105 | 110 | 77 | 120 | 80 | 10 | 0,8 | 10 |
| 308390 | MTBKHA90X25 | 90x25 mm | 105 | 110 | 77 | 120 | 80 | 10 | 0,8 | 10 |
| 308090 | MTBKHA90X32 | 90x32 mm | 105 | 110 | 77 | 120 | 80 | 10 | 0,8 | 10 |
| 308490 | MTBKHA90X40 | 90x40 mm | 165 | 152 | 57 | 120 | 70 | 10 | 0,35 | 10 |
| 308590 | MTBKHA90X50 | 90x50 mm | 165 | 152 | 57 | 146 | 70 | 10 | 0,35 | 10 |
| 308690 | MTBKHA90X63 | 90x63 mm | 165 | 152 | 57 | 146 | 70 | 10 | 0,35 | 10 |
| 308211 | MTBKHA110X20 | 110x20 mm | 105 | 117 | 87 | 120 | 80 | 10 | 0,37 | 10 |
| 308311 | MTBKHA110X25 | 110x25 mm | 105 | 117 | 87 | 120 | 80 | 10 | 0,37 | 10 |
| 308110 | MTBKHA110X32 | 110x32 mm | 105 | 117 | 87 | 120 | 80 | 10 | 0,37 | 10 |
| 308411 | MTBKHA110X40 | 110x40 mm | 165 | 176 | 105 | 146 | 70 | 10 | 0,84 | 10 |
| 308511 | MTBKHA110X50 | 110x50 mm | 165 | 176 | 105 | 146 | 70 | 10 | 0,84 | 10 |
| 308611 | MTBKHA110X63 | 110x63 mm | 165 | 176 | 105 | 146 | 70 | 10 | 0,84 | 10 |
| 308212 | MTBKHA125X20 | 125x20 mm | 105 | 117 | 95 | 120 | 80 | 10 | 0,38 | 10 |
| 308312 | MTBKHA125X25 | 125x25 mm | 105 | 117 | 95 | 120 | 80 | 10 | 0,38 | 10 |
| 308125 | MTBKHA125X32 | 125x32 mm | 105 | 117 | 95 | 120 | 80 | 10 | 0,38 | 10 |
| 308412 | MTBKHA125X40 | 125x40 mm | 165 | 112 | 112 | 146 | 70 | 10 | 0,84 | 10 |
| 308512 | MTBKHA125X50 | 125x50 mm | 165 | 112 | 112 | 146 | 70 | 10 | 0,84 | 10 |
| 308612 | MTBKHA125X63 | 125x63 mm | 165 | 112 | 112 | 146 | 70 | 10 | 0,84 | 10 |
| 308216 | MTBKHA160X20 | 160x20 mm | 105 | 122 | 112 | 120 | 100 | 10 | 0,39 | 10 |
| 308316 | MTBKHA160X25 | 160x25 mm | 105 | 122 | 112 | 120 | 100 | 10 | 0,39 | 10 |
| 308160 | MTBKHA160X32 | 160x32 mm | 105 | 122 | 112 | 120 | 100 | 10 | 0,39 | 10 |
| 308416 | MTBKHA160X40 | 160x40 mm | 165 | 183 | 137 | 146 | 70 | 10 | 0,85 | 10 |
| 308516 | MTBKHA160X50 | 160x50 mm | 165 | 183 | 137 | 146 | 70 | 10 | 0,85 | 10 |
| 308616 | MTBKHA160X63 | 160x63 mm | 165 | 182 | 137 | 146 | 70 | 10 | 0,85 | 10 |
| 308218 | MTBKHA180X20 | 180x20 mm | 105 | 122 | 122 | 120 | 100 | 10 | 0,38 | 10 |
| 308318 | MTBKHA180X25 | 180x25 mm | 105 | 122 | 122 | 120 | 100 | 10 | 0,38 | 10 |
| 308180 | MTBKHA180X32 | 180x32 mm | 105 | 122 | 122 | 120 | 100 | 10 | 0,38 | 10 |
| 308418 | MTBKHA180X40 | 180x40 mm | 165 | 183 | 147 | 146 | 70 | 10 | 0,85 | 10 |
| 308518 | MTBKHA180X50 | 180x50 mm | 165 | 183 | 147 | 146 | 70 | 10 | 0,85 | 10 |
| 308618 | MTBKHA180X63 | 180x63 mm | 165 | 183 | 147 | 146 | 70 | 10 | 0,85 | 10 |
| 308220 | MTBKHA200X20 | 200x20 mm | 105 | 122 | 132 | 120 | 100 | 10 | 0,38 | 10 |
| 308320 | MTBKHA200X25 | 200x25 mm | 105 | 122 | 132 | 120 | 100 | 10 | 0,38 | 10 |
| 308200 | MTBKHA200X32 | 200x32 mm | 105 | 122 | 132 | 120 | 100 | 10 | 0,38 | 10 |
| 308420 | MTBKHA200X40 | 200x40 mm | 105 | 183 | 157 | 146 | 70 | 10 | 0,80 | 10 |
| 308520 | MTBKHA200X50 | 200x50 mm | 105 | 183 | 157 | 146 | 70 | 10 | 0,80 | 10 |
| 308620 | MTBKHA200X63 | 200x63 mm | 165 | 183 | 157 | 146 | 70 | 10 | 0,80 | 10 |
| 308222 | MTBKHA225X20 | 225x20 mm | 105 | 122 | 145 | 120 | 100 | 10 | 0,36 | 10 |
| 308322 | MTBKHA225X25 | 225x25 mm | 105 | 122 | 145 | 120 | 100 | 10 | 0,36 | 10 |
| 308225 | MTBKHA225X32 | 225x32 mm | 105 | 122 | 145 | 120 | 100 | 10 | 0,36 | 10 |
| 308425 | MTBKHA225X40 | 225x40 mm | 165 | 183 | 169 | 146 | 70 | 10 | 0,85 | 10 |
| 308525 | MTBKHA225X50 | 225x50 mm | 165 | 183 | 169 | 146 | 70 | 10 | 0,85 | 10 |
| 308625 | MTBKHA225X63 | 225x63 mm | 165 | 183 | 169 | 146 | 70 | 10 | 0,85 | 10 |
| 308250 | MTBKHA250X32 | 250x32 mm | 105 | 122 | 158 | 118 | 100 | 10 | 0,36 | 15 |
| 308626 | MTBKHA250X63* | 250x63 mm | 165 | 183 | 182 | 146 | 70 | 10 | 0,85 | 10 |
| 308280 | MTBKHA280X32* | 280x32 mm | 85 | 100 | 173 | 118 | 80 | 10 | 0,26 | 10 |
| 308628 | MTBKHA280X63* | 280x63 mm | 165 | 183 | 173 | 118 | 80 | 10 | 0,26 | 10 |
| 308315 | MTBKHA315x32* | 315x32 mm | 85 | 100 | 190 | 118 | 80 | 10 | 0,25 | 10 |
| 308631 | MTBKHA315X63* | 315x63 mm | 165 | 183 | 190 | 146 | tba | tba | 0,25 | 10 |
| 308355 | MTBKHA355x32* | 355x32 mm | 85 | 100 | 210 | 118 | 80 | 10 | 0,25 | 10 |
| 308635 | MTBKHA355X63* | 355x63 mm | 165 | 183 | 210 | 146 | tba | tba | 0,85 | 10 |

*antiguo sistema de carga. No Multiseal

*older style stack loaded tapping tee. Not the Multiseal

*ancien système de charge. No multiseal

ACCESORIOS ELECTROSOLDABLES

Electrofusion fittings

Raccords electrosoudables



MULTISEAL

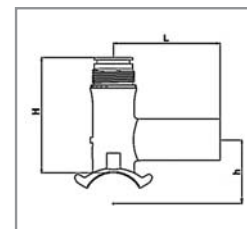
TAPPING TEE


COLLARÍN DE TOMA EN CARGA

COLLIER DE PRISE EN CHARGE

STACKLOAD

Gas 10 Bar Water PN16 PE100-BLACK



| CODE | REF. | FITTINGS SIZE | L (mm) | H (mm) | h (mm) | W (mm) | FUSION TIME (secs) | COOLING TIME (mins) | WEIGHT UNIT (Kg) |  |
|---------|---------------|---------------|-----------|-----------|-----------|-----------|--------------------------|---------------------------|------------------------|---|
| 308263T | MTBKHA63X20T | 63x20 mm | 105 | 119 | 62 | 120 | 70 | 10 | 0,34 | 10 |
| 308363T | MTBKHA63X25T | 63x25 mm | 105 | 119 | 62 | 120 | 70 | 10 | 0,34 | 10 |
| 308063T | MTBKHA63X32T | 63x32 mm | 105 | 119 | 62 | 120 | 70 | 10 | 0,34 | 10 |
| 308463T | MTBKHA63X40T | 63x40 mm | 165 | 155 | 59,5 | 146 | 50 | 10 | 0,79 | 10 |
| 308563T | MTBKHA63X50T | 63x50 mm | 165 | 155 | 59,5 | 146 | 50 | 10 | 0,79 | 10 |
| 308663T | MTBKHA63X63T | 63x63 mm | 165 | 155 | 59,5 | 146 | 50 | 10 | 0,79 | 10 |
| 308275T | MTBKHA75X20T | 75x20 mm | 105 | 110 | 77 | 120 | 80 | 10 | 0,35 | 10 |
| 308375T | MTBKHA75X25T | 75x25 mm | 105 | 110 | 77 | 120 | 80 | 10 | 0,35 | 10 |
| 308075T | MTBKHA75X32T | 75x32 mm | 105 | 110 | 77 | 120 | 80 | 10 | 0,35 | 10 |
| 308475T | MTBKHA75X40T | 75x40 mm | 165 | 165 | 57 | 146 | 70 | 10 | 0,8 | 10 |
| 308575T | MTBKHA75X50T | 75x50 mm | 165 | 165 | 57 | 146 | 70 | 10 | 0,8 | 10 |
| 308675T | MTBKHA75X63T | 75x63 mm | 105 | 165 | 57 | 146 | 70 | 10 | 0,8 | 10 |
| 308290T | MTBKHA90X20T | 90x20 mm | 105 | 110 | 77 | 120 | 80 | 10 | 0,8 | 10 |
| 308390T | MTBKHA90X25T | 90x25 mm | 105 | 110 | 77 | 120 | 80 | 10 | 0,8 | 10 |
| 308090T | MTBKHA90X32T | 90x32 mm | 105 | 110 | 77 | 120 | 80 | 10 | 0,8 | 10 |
| 308490T | MTBKHA90X40T | 90x40 mm | 165 | 152 | 57 | 120 | 70 | 10 | 0,35 | 10 |
| 308590T | MTBKHA90X50T | 90x50 mm | 165 | 152 | 57 | 146 | 70 | 10 | 0,35 | 10 |
| 308690T | MTBKHA90X63T | 90x63 mm | 165 | 152 | 57 | 146 | 70 | 10 | 0,35 | 10 |
| 308211T | MTBKHA110X20T | 110x20 mm | 105 | 117 | 87 | 120 | 80 | 10 | 0,37 | 10 |
| 308311T | MTBKHA110X25T | 110x25 mm | 105 | 117 | 87 | 120 | 80 | 10 | 0,37 | 10 |
| 308110T | MTBKHA110X32T | 110x32 mm | 105 | 117 | 87 | 120 | 80 | 10 | 0,37 | 10 |
| 308411T | MTBKHA110X40T | 110x40 mm | 165 | 176 | 105 | 146 | 70 | 10 | 0,84 | 10 |
| 308511T | MTBKHA110X50T | 110x50 mm | 165 | 176 | 105 | 146 | 70 | 10 | 0,84 | 10 |
| 308611T | MTBKHA110X63T | 110x63 mm | 165 | 176 | 105 | 146 | 70 | 10 | 0,84 | 10 |
| 308212T | MTBKHA125X20T | 125x20 mm | 105 | 117 | 95 | 120 | 80 | 10 | 0,38 | 10 |
| 308312T | MTBKHA125X25T | 125x25 mm | 105 | 117 | 95 | 120 | 80 | 10 | 0,38 | 10 |
| 308125T | MTBKHA125X32T | 125x32 mm | 105 | 117 | 95 | 120 | 80 | 10 | 0,38 | 10 |
| 308412T | MTBKHA125X40T | 125x40 mm | 165 | 112 | 112 | 146 | 70 | 10 | 0,84 | 10 |
| 308512T | MTBKHA125X50T | 125x50 mm | 165 | 112 | 112 | 146 | 70 | 10 | 0,84 | 10 |
| 308612T | MTBKHA125X63T | 125x63 mm | 165 | 112 | 112 | 146 | 70 | 10 | 0,84 | 10 |
| 308216T | MTBKHA160X20T | 160x20 mm | 105 | 122 | 112 | 120 | 100 | 10 | 0,39 | 10 |
| 308316T | MTBKHA160X25T | 160x25 mm | 105 | 122 | 112 | 120 | 100 | 10 | 0,39 | 10 |
| 308160T | MTBKHA160X32T | 160x32 mm | 105 | 122 | 112 | 120 | 100 | 10 | 0,39 | 10 |
| 308416T | MTBKHA160X40T | 160x40 mm | 165 | 183 | 137 | 146 | 70 | 10 | 0,85 | 10 |
| 308516T | MTBKHA160X50T | 160x50 mm | 165 | 183 | 137 | 146 | 70 | 10 | 0,85 | 10 |
| 308616T | MTBKHA160X63T | 160x63 mm | 165 | 182 | 137 | 146 | 70 | 10 | 0,85 | 10 |
| 308218T | MTBKHA180X20T | 180x20 mm | 105 | 122 | 122 | 120 | 100 | 10 | 0,38 | 10 |
| 308318T | MTBKHA180X25T | 180x25 mm | 105 | 122 | 122 | 120 | 100 | 10 | 0,38 | 10 |
| 308180T | MTBKHA180X32T | 180x32 mm | 105 | 122 | 122 | 120 | 100 | 10 | 0,38 | 10 |
| 308418T | MTBKHA180X40T | 180x40 mm | 165 | 183 | 147 | 146 | 70 | 10 | 0,85 | 10 |
| 308518T | MTBKHA180X50T | 180x50 mm | 165 | 183 | 147 | 146 | 70 | 10 | 0,85 | 10 |
| 308618T | MTBKHA180X63T | 180x63 mm | 165 | 183 | 147 | 146 | 70 | 10 | 0,85 | 10 |
| 308220T | MTBKHA200X20T | 200x20 mm | 105 | 122 | 132 | 120 | 100 | 10 | 0,38 | 10 |
| 308320T | MTBKHA200X25T | 200x25 mm | 105 | 122 | 132 | 120 | 100 | 10 | 0,38 | 10 |
| 308200T | MTBKHA200X32T | 200x32 mm | 105 | 122 | 132 | 120 | 100 | 10 | 0,38 | 10 |
| 308420T | MTBKHA200X40T | 200x40 mm | 105 | 183 | 157 | 146 | 70 | 10 | 0,8 | 10 |
| 308520T | MTBKHA200X50T | 200x50 mm | 105 | 183 | 157 | 146 | 70 | 10 | 0,8 | 10 |
| 308620T | MTBKHA200X63T | 200x63 mm | 165 | 183 | 157 | 146 | 70 | 10 | 0,8 | 10 |
| 308222T | MTBKHA225X20T | 225x20 mm | 105 | 122 | 145 | 120 | 100 | 10 | 0,36 | 10 |
| 308322T | MTBKHA225X25T | 225x25 mm | 105 | 122 | 145 | 120 | 100 | 10 | 0,36 | 10 |
| 308225T | MTBKHA225X32T | 225x32 mm | 105 | 122 | 145 | 120 | 100 | 10 | 0,36 | 10 |
| 308425T | MTBKHA225X40T | 225x40 mm | 165 | 183 | 169 | 146 | 70 | 10 | 0,85 | 10 |
| 308525T | MTBKHA225X50T | 225x50 mm | 165 | 183 | 169 | 146 | 70 | 10 | 0,36 | 10 |
| 308625T | MTBKHA225X63T | 225x63 mm | 165 | 183 | 169 | 146 | 70 | 10 | 0,36 | 10 |
| 308250T | MTBKHA250X32T | 250x32 mm | 105 | 122 | 158 | 118 | 100 | 10 | 0,36 | 15 |

ACCESORIOS ELECTROSOLDABLES

Electrofusion fittings

Raccords électrosoudables

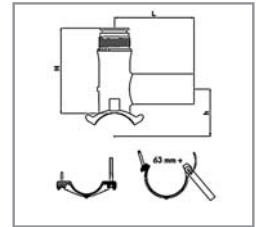



TAPPING TEE UNDERPART COLLARÍN DE TOMA EN CARGA COLLIER DE PRISE EN CHARGE

UNDERPART

Gas 10 Bar Water PN16

PE100-BLACK



| CODE | REF. | FITTINGS SIZE | L (mm) | L1 (mm) | D (mm) | D1 (mm) | FUSION TIME (secs) | COOLING TIME (mins) | WEIGHT UNIT (Kg) |  |
|--------|---------------|---------------|-----------|------------|-----------|------------|--------------------------|---------------------------|------------------------|---|
| 309240 | MTBKHA40x20U | 40x20mm | 105 | 110 | 27 | 120 | 40 | 3 | 0,25 | 15 |
| 309425 | MTBKHA40x25U | 40x25mm | 105 | 110 | 27 | 120 | 40 | 3 | 0,25 | 15 |
| 309040 | MTBKHA40x32U | 40x32mm | 105 | 110 | 27 | 120 | 40 | 3 | 0,25 | 15 |
| 306340 | MTBKHA50x20U | 50x20mm | 105 | 110 | 27 | 120 | 40 | 3 | 0,26 | 10 |
| 309345 | MTBKHA50x25U | 50x25mm | 105 | 110 | 27 | 120 | 40 | 3 | 0,26 | 10 |
| 309050 | MTBKHA50x32U | 50x32mm | 105 | 110 | 27 | 120 | 40 | 3 | 0,26 | 10 |
| 309263 | MTBKHA63x20U | 63x20mm | 105 | 119 | 62 | 120 | 70 | 10 | 0,34 | 10 |
| 309363 | MTBKHA63x25U | 63x25mm | 105 | 119 | 62 | 120 | 70 | 10 | 0,34 | 10 |
| 309063 | MTBKHA63x32U | 63x32mm | 105 | 119 | 62 | 120 | 70 | 10 | 0,34 | 10 |
| 309463 | MTBKHA63x40U | 63x40mm | 165 | 155 | 59,5 | 146 | 50 | 10 | 0,594 | 5 |
| 309563 | MTBKHA63x50U | 63x50mm | 165 | 155 | 59,5 | 146 | 50 | 10 | 0,594 | 5 |
| 309663 | MTBKHA63x63U | 63x63mm | 165 | 155 | 59,5 | 146 | 50 | 10 | 0,594 | 5 |
| 309275 | MTBKHA75x20U | 75x20mm | 105 | 110 | 77 | 120 | 80 | 10 | 0,646 | 10 |
| 309375 | MTBKHA75x25U | 75x25mm | 105 | 110 | 77 | 120 | 80 | 10 | 0,646 | 10 |
| 309075 | MTBKHA75x32U | 75x32mm | 105 | 110 | 77 | 120 | 80 | 10 | 0,646 | 10 |
| 309475 | MTBKHA75x40U | 75x40mm | 165 | 176 | 57 | 146 | 70 | 10 | 0,848 | 5 |
| 309575 | MTBKHA75x50U | 75x50mm | 165 | 176 | 57 | 146 | 70 | 10 | 0,848 | 5 |
| 309675 | MTBKHA75x63U | 75x63mm | 165 | 176 | 57 | 146 | 70 | 10 | 0,848 | 5 |
| 309290 | MTBKHA90x20U | 90x20mm | 105 | 110 | 77 | 120 | 80 | 10 | 0,646 | 10 |
| 309390 | MTBKHA90x25U | 90x25mm | 105 | 110 | 77 | 120 | 80 | 10 | 0,646 | 10 |
| 309090 | MTBKHA90x32U | 90x32mm | 105 | 110 | 77 | 120 | 80 | 10 | 0,646 | 10 |
| 309490 | MTBKHA90x40U | 90x40mm | 165 | 152 | 57 | 146 | 70 | 10 | 0,848 | 5 |
| 309590 | MTBKHA90x50U | 90x50mm | 165 | 152 | 57 | 146 | 70 | 10 | 0,848 | 5 |
| 309963 | MTBKHA90x63U | 90x63mm | 165 | 152 | 57 | 146 | 70 | 10 | 0,848 | 5 |
| 309211 | MTBKHA110x20U | 110x20mm | 165 | 117 | 87 | 120 | 80 | 10 | 0,682 | 10 |
| 309311 | MTBKHA110x25U | 110x25mm | 105 | 117 | 87 | 120 | 80 | 10 | 0,682 | 10 |
| 309110 | MTBKHA110x32U | 110x32mm | 105 | 117 | 87 | 120 | 80 | 10 | 0,686 | 10 |
| 309411 | MTBKHA110x40U | 110x40mm | 165 | 176 | 105 | 146 | 70 | 10 | 0,896 | 5 |
| 309511 | MTBKHA110x50U | 110x50mm | 165 | 176 | 105 | 146 | 70 | 10 | 0,896 | 5 |
| 309163 | MTBKHA110x63U | 110x63mm | 165 | 176 | 105 | 146 | 70 | 10 | 0,896 | 5 |
| 309212 | MTBKHA125x20U | 125x20mm | 105 | 117 | 95 | 120 | 80 | 10 | 0,67 | 10 |
| 309312 | MTBKHA125x25U | 125x25mm | 105 | 117 | 95 | 120 | 80 | 10 | 0,67 | 10 |
| 309125 | MTBKHA125x32U | 125x32mm | 105 | 117 | 95 | 120 | 80 | 10 | 0,67 | 10 |
| 309412 | MTBKHA125x40U | 125x40mm | 165 | 112 | 112 | 146 | 70 | 10 | 0,9 | 5 |
| 309512 | MTBKHA125x50U | 125x50mm | 165 | 112 | 112 | 146 | 70 | 10 | 0,9 | 5 |
| 309612 | MTBKHA125x63U | 125x63mm | 165 | 112 | 112 | 146 | 70 | 10 | 0,9 | 5 |
| 309216 | MTBKHA160x20U | 160x20mm | 105 | 122 | 112 | 120 | 100 | 10 | 0,69 | 10 |
| 309316 | MTBKHA160x25U | 160x25mm | 105 | 122 | 112 | 120 | 100 | 10 | 0,69 | 10 |
| 309160 | MTBKHA160x32U | 160x32mm | 105 | 122 | 112 | 120 | 100 | 10 | 0,69 | 10 |
| 309416 | MTBKHA160x40U | 160x40mm | 165 | 182 | 137 | 146 | 70 | 10 | 0,901 | 5 |
| 309516 | MTBKHA160x50U | 160x50mm | 165 | 182 | 137 | 146 | 70 | 10 | 0,901 | 5 |
| 309166 | MTBKHA160x63U | 160x63mm | 165 | 182 | 137 | 146 | 70 | 10 | 0,901 | 5 |
| 309218 | MTBKHA180x20U | 180x20mm | 105 | 122 | 122 | 120 | 100 | 10 | 0,68 | 10 |
| 309318 | MTBKHA180x25U | 180x25mm | 105 | 122 | 122 | 120 | 100 | 10 | 0,68 | 10 |
| 309180 | MTBKHA180x32U | 180x32mm | 105 | 122 | 122 | 120 | 100 | 10 | 0,68 | 10 |
| 309418 | MTBKHA180x40U | 180x40mm | 165 | 183 | 147 | 146 | 70 | 10 | 1,15 | 5 |
| 309518 | MTBKHA180x50U | 180x50mm | 165 | 183 | 147 | 146 | 70 | 10 | 1,15 | 5 |
| 309803 | MTBKHA180x63U | 180x63mm | 165 | 183 | 147 | 146 | 70 | 10 | 1,15 | 5 |
| 309220 | MTBKHA200x20U | 200x20mm | 105 | 122 | 132 | 120 | 100 | 10 | 0,73 | 10 |
| 309225 | MTBKHA200x25U | 200x25mm | 105 | 122 | 132 | 120 | 100 | 10 | 0,73 | 10 |
| 309200 | MTBKHA200x32U | 200x32mm | 105 | 122 | 132 | 120 | 100 | 10 | 1,128 | 10 |
| 309420 | MTBKHA200x40U | 200x40mm | 165 | 183 | 132 | 146 | 70 | 10 | 1,128 | 5 |
| 309520 | MTBKHA200x50U | 200x50mm | 165 | 183 | 157 | 146 | 70 | 10 | 1,128 | 5 |
| 309620 | MTBKHA200x63U | 200x63mm | 165 | 183 | 157 | 146 | 70 | 10 | 1,128 | 5 |
| 309222 | MTBKHA225x20U | 225x20mm | 105 | 122 | 122 | 120 | 100 | 10 | 0,78 | 10 |
| 309322 | MTBKHA225x25U | 225x25mm | 105 | 122 | 122 | 120 | 100 | 10 | 0,78 | 10 |
| 309225 | MTBKHA225x32U | 225x32mm | 105 | 122 | 122 | 120 | 100 | 10 | 0,78 | 10 |
| 309224 | MTBKHA225x40U | 225x40mm | 165 | 183 | 169 | 146 | 70 | 10 | 1,128 | 5 |
| 309325 | MTBKHA225x50U | 225x50mm | 165 | 183 | 169 | 146 | 70 | 10 | 1,128 | 5 |
| 309226 | MTBKHA225x63U | 225x63mm | 165 | 183 | 169 | 146 | 70 | 10 | 1,128 | 5 |

ACCESORIOS ELECTROSOLDABLES

Electrofusion fittings
Raccords electrosoudables



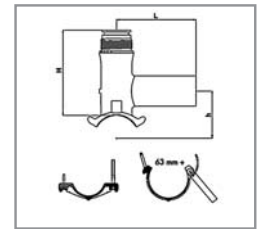
MULTISEAL

TAPPING TEE UNDERPART
COLLARÍN DE TOMA EN CARGA
COLLIER DE PRISE EN CHARGE

UNDERPART

Gas 10 Bar Water PN16

PE100-BLACK



| CODE | REF. | FITTINGS SIZE | L (mm) | L1 (mm) | D (mm) | D1 (mm) | FUSION TIME (secs) | COOLING TIME (mins) | WEIGHT UNIT (Kg) | |
|---------|----------------|---------------|-----------|------------|-----------|------------|--------------------------|---------------------------|------------------------|----|
| 309240T | MTBKHA40x20UT | 40x20mm | 105 | 110 | 27 | 120 | 40 | 3 | 0,25 | 15 |
| 309425T | MTBKHA40x25UT | 40x25mm | 105 | 110 | 27 | 120 | 40 | 3 | 0,25 | 15 |
| 309040T | MTBKHA40x32UT | 40x32mm | 105 | 110 | 27 | 120 | 40 | 3 | 0,25 | 15 |
| 309340T | MTBKHA50x20UT | 50x20mm | 105 | 110 | 27 | 120 | 40 | 3 | 0,26 | 10 |
| 309345T | MTBKHA50x25UT | 50x25mm | 105 | 110 | 27 | 120 | 40 | 3 | 0,26 | 10 |
| 309050T | MTBKHA50x32UT | 50x32mm | 105 | 110 | 27 | 120 | 40 | 3 | 0,26 | 10 |
| 309263T | MTBKHA63x20UT | 63x20mm | 105 | 119 | 62 | 120 | 70 | 10 | 0,34 | 10 |
| 309363T | MTBKHA63x25UT | 63x25mm | 105 | 119 | 62 | 120 | 70 | 10 | 0,34 | 10 |
| 309063T | MTBKHA63x32UT | 63x32mm | 105 | 119 | 62 | 120 | 70 | 10 | 0,34 | 10 |
| 309463T | MTBKHA63x40UT | 63x40mm | 165 | 155 | 59,5 | 146 | 50 | 10 | 0,594 | 5 |
| 309563T | MTBKHA63x50UT | 63x50mm | 165 | 155 | 59,5 | 146 | 50 | 10 | 0,594 | 5 |
| 309663T | MTBKHA63x63UT | 63x63mm | 165 | 155 | 59,5 | 146 | 50 | 10 | 0,594 | 5 |
| 309275T | MTBKHA75x20UT | 75x20mm | 105 | 110 | 77 | 120 | 80 | 10 | 0,646 | 10 |
| 309375T | MTBKHA75x25UT | 75x25mm | 105 | 110 | 77 | 120 | 80 | 10 | 0,646 | 10 |
| 309075T | MTBKHA75x32UT | 75x32mm | 105 | 110 | 77 | 120 | 80 | 10 | 0,646 | 10 |
| 309475T | MTBKHA75x40UT | 75x40mm | 165 | 176 | 57 | 146 | 70 | 10 | 0,848 | 5 |
| 309575T | MTBKHA75x50UT | 75x50mm | 165 | 176 | 57 | 146 | 70 | 10 | 0,848 | 5 |
| 309675T | MTBKHA75x63UT | 75x63mm | 165 | 176 | 57 | 146 | 70 | 10 | 0,848 | 5 |
| 309290T | MTBKHA90x20UT | 90x20mm | 105 | 110 | 77 | 120 | 80 | 10 | 0,646 | 10 |
| 309390T | MTBKHA90x25UT | 90x25mm | 105 | 110 | 77 | 120 | 80 | 10 | 0,646 | 10 |
| 309090T | MTBKHA90x32UT | 90x32mm | 105 | 110 | 77 | 120 | 80 | 10 | 0,646 | 10 |
| 309490T | MTBKHA90x40UT | 90x40mm | 165 | 152 | 57 | 146 | 70 | 10 | 0,848 | 5 |
| 309590T | MTBKHA90x50UT | 90x50mm | 165 | 152 | 57 | 146 | 70 | 10 | 0,848 | 5 |
| 309963T | MTBKHA90x63UT | 90x63mm | 165 | 152 | 57 | 146 | 70 | 10 | 0,848 | 5 |
| 309211T | MTBKHA110x20UT | 110x20mm | 165 | 117 | 87 | 120 | 80 | 10 | 0,682 | 10 |
| 309311T | MTBKHA110x25UT | 110x25mm | 105 | 117 | 87 | 120 | 80 | 10 | 0,682 | 10 |
| 309110T | MTBKHA110x32UT | 110x32mm | 105 | 117 | 87 | 120 | 80 | 10 | 0,686 | 10 |
| 309411T | MTBKHA110x40UT | 110x40mm | 165 | 176 | 105 | 146 | 70 | 10 | 0,896 | 5 |
| 309511T | MTBKHA110x50UT | 110x50mm | 165 | 176 | 105 | 146 | 70 | 10 | 0,896 | 5 |
| 309163T | MTBKHA110x63UT | 110x63mm | 165 | 176 | 105 | 146 | 70 | 10 | 0,896 | 5 |
| 309212T | MTBKHA125x20UT | 125x20mm | 105 | 117 | 95 | 120 | 80 | 10 | 0,67 | 10 |
| 309312T | MTBKHA125x25UT | 125x25mm | 105 | 117 | 95 | 120 | 80 | 10 | 0,67 | 10 |
| 309125T | MTBKHA125x32UT | 125x32mm | 105 | 117 | 95 | 120 | 80 | 10 | 0,67 | 10 |
| 309412T | MTBKHA125x40UT | 125x40mm | 165 | 112 | 112 | 146 | 70 | 10 | 0,9 | 5 |
| 309512T | MTBKHA125x50UT | 125x50mm | 165 | 112 | 112 | 146 | 70 | 10 | 0,9 | 5 |
| 309612T | MTBKHA125x63UT | 125x63mm | 165 | 112 | 112 | 146 | 70 | 10 | 0,9 | 5 |
| 309216T | MTBKHA160x20UT | 160x20mm | 105 | 122 | 112 | 120 | 100 | 10 | 0,69 | 10 |
| 309316T | MTBKHA160x25UT | 160x25mm | 105 | 122 | 112 | 120 | 100 | 10 | 0,69 | 10 |
| 309160T | MTBKHA160x32UT | 160x32mm | 105 | 122 | 112 | 120 | 100 | 10 | 0,69 | 10 |
| 309416T | MTBKHA160x40UT | 160x40mm | 165 | 182 | 137 | 146 | 70 | 10 | 0,901 | 5 |
| 309516T | MTBKHA160x50UT | 160x50mm | 165 | 182 | 137 | 146 | 70 | 10 | 0,901 | 5 |
| 309166T | MTBKHA160x63UT | 160x63mm | 165 | 182 | 137 | 146 | 70 | 10 | 0,901 | 5 |
| 309218T | MTBKHA180x20UT | 180x20mm | 105 | 122 | 122 | 120 | 100 | 10 | 0,68 | 10 |
| 309318T | MTBKHA180x25UT | 180x25mm | 105 | 122 | 122 | 120 | 100 | 10 | 0,68 | 10 |
| 309180T | MTBKHA180x32UT | 180x32mm | 105 | 122 | 122 | 120 | 100 | 10 | 0,68 | 10 |
| 309418T | MTBKHA180x40UT | 180x40mm | 165 | 183 | 147 | 146 | 70 | 10 | 1,15 | 5 |
| 309518T | MTBKHA180x50UT | 180x50mm | 165 | 183 | 147 | 146 | 70 | 10 | 1,15 | 5 |
| 309803T | MTBKHA180x63UT | 180x63mm | 165 | 183 | 147 | 146 | 70 | 10 | 1,15 | 5 |
| 309220T | MTBKHA200x20UT | 200x20mm | 105 | 122 | 132 | 120 | 100 | 10 | 0,73 | 10 |
| 309225T | MTBKHA200x25UT | 200x25mm | 105 | 122 | 132 | 120 | 100 | 10 | 0,73 | 10 |
| 309200T | MTBKHA200x32UT | 200x32mm | 105 | 122 | 132 | 120 | 100 | 10 | 1,128 | 10 |
| 309420T | MTBKHA200x40UT | 200x40mm | 165 | 183 | 132 | 146 | 70 | 10 | 1,128 | 5 |
| 309520T | MTBKHA200x50UT | 200x50mm | 165 | 183 | 157 | 146 | 70 | 10 | 1,128 | 5 |
| 309620T | MTBKHA200x63UT | 200x63mm | 165 | 183 | 157 | 146 | 70 | 10 | 1,128 | 5 |
| 309222T | MTBKHA225x20UT | 225x20mm | 105 | 122 | 122 | 120 | 100 | 10 | 0,78 | 10 |
| 309322T | MTBKHA225x25UT | 225x25mm | 105 | 122 | 122 | 120 | 100 | 10 | 0,78 | 10 |
| 309225T | MTBKHA225x32UT | 225x32mm | 105 | 122 | 122 | 120 | 100 | 10 | 0,78 | 10 |
| 309224T | MTBKHA225x40UT | 225x40mm | 165 | 183 | 169 | 146 | 70 | 10 | 1,128 | 5 |
| 309325T | MTBKHA225x50UT | 225x50mm | 165 | 183 | 169 | 146 | 70 | 10 | 1,128 | 5 |
| 309226T | MTBKHA225x63UT | 225x63mm | 165 | 183 | 169 | 146 | 70 | 10 | 1,128 | 5 |

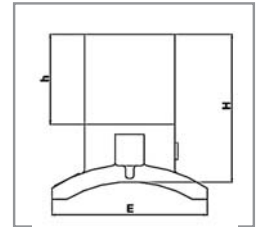
ACCESORIOS ELECTROSOLDABLES

Electrofusion fittings
Raccords electrosoudables



BRANCH SADDLE COLLARÍN DERIVACIÓN COLLIER DERIVATION

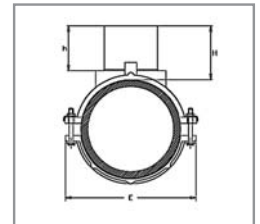
STACKLOAD
Gas 6 Bar Water PN12.5
PE80-BLACK



| CODE | REF. | FITTINGS SIZE | H (mm) | h (mm) | W (mm) | E (mm) | FUSION TIME (secs) | COOLING TIME (mins) | WEIGHT UNIT (Kg) | |
|--------|-----------|---------------|--------|--------|--------|--------|--------------------|---------------------|------------------|----|
| 361063 | SBBKHA63 | 63 x 63 mm | 107 | 75 | 118 | 77 | 80 | 10 | 0.22 | 10 |
| 361075 | SBBKHA75 | 75 x 63 mm | 107 | 75 | 125 | 88 | 80 | 10 | 0.21 | 10 |
| 361090 | SBBKHA90 | 90 x 63 mm | 98 | 75 | 118 | 96 | 80 | 10 | 0.256 | 10 |
| 361110 | SBBKHA110 | 110 x 63 mm | 110 | 75 | 118 | 106 | 80 | 10 | 0.231 | 10 |
| 361125 | SBBKHA125 | 125 x 63 mm | 102 | 75 | 118 | 106 | 80 | 10 | 0.225 | 10 |
| 361160 | SBBKHA160 | 160 x 63mm | 114 | 75 | 118 | 112 | 80 | 10 | 0.252 | 10 |
| 361180 | SBBKHA180 | 180 x 63 mm | 104 | 75 | 118 | 112 | 80 | 10 | 0.237 | 10 |
| 361200 | SBBKHA200 | 200 x 63 mm | 104 | 75 | 118 | 112 | 80 | 10 | 0.222 | 10 |
| 361225 | SBBKHA225 | 225 x 63 mm | 104 | 75 | 118 | 112 | 80 | 10 | 0.261 | 10 |
| 361250 | SBBKHA250 | 250 x 63 mm | 104 | 75 | 118 | 112 | 80 | 10 | 0.24 | 10 |
| 361280 | SBBKHA280 | 280 x 63 mm | 104 | 75 | 118 | 112 | 80 | 10 | 0.28 | 10 |
| 361315 | SBBKHA315 | 315 x 63 mm | 104 | 75 | 118 | 112 | 90 | 10 | 0.238 | 10 |
| 361355 | SBBKHA355 | 355 x 63 mm | 104 | 75 | 118 | 112 | 90 | 10 | 0.238 | 10 |

BRANCH SADDLE UNDERPART COLLARÍN DERIVACIÓN COLLIER DERIVATION

UNDERPART
Gas 6 Bar Water PN12.5
PE80-BLACK



| CODE | REF. | FITTINGS SIZE | H (mm) | h (mm) | W (mm) | E (mm) | FUSION TIME (secs) | COOLING TIME (mins) | WEIGHT UNIT (Kg) | |
|--------|---------------|---------------|----------|----------|--------|--------|--------------------|---------------------|------------------|-----|
| 362020 | BBKHA40X20U | 40 x 20 mm | 93 | 51 | 103 | 83 | 35 | 5 | 0,15 | 10 |
| 362025 | BBKHA40X25U | 40 x 25 mm | 90 | 52 | 103 | 83 | 35 | 5 | 0,15 | 10 |
| 362032 | BBKHA40X32U | 40 x 32 mm | 90 | 57 | 103 | 83 | 35 | 5 | 0,15 | 10 |
| 362620 | BBKHA63X20U | 63 x 20 mm | 90 | 50 | 122 | 105 | 140 | 10 | 0,25 | 10 |
| 362625 | BBKHA63X25U | 63 x 25 mm | 106 | 59 | 122 | 105 | 140 | 10 | 0,25 | 10 |
| 362632 | BBKHA63X32U | 63 x 32 mm | 106 | 59 | 122 | 105 | 140 | 10 | 0,25 | 10 |
| 362640 | BBKHA63X40U | 63 x 40 mm | 106 | 59 | 122 | 105 | 60 | 5 | 0,3 | 10 |
| 362650 | BBKHA63X50U | 63 x 50 mm | 106 | 59 | 122 | 105 | 60 | 5 | 0,35 | 10 |
| 362663 | BBKHA63X63U | 63 x 63 mm | 106 | 59 | 122 | 105 | 60 | 5 | 0,35 | 10 |
| 362940 | BBKHA90X40U | 90 x 40 mm | tbc | tbc | tbc | tbc | tbc | tbc | tbc | tbc |
| 362963 | BBKHA90X63U | 90 x 63 mm | tbc | tbc | tbc | tbc | tbc | tbc | tbc | tbc |
| 362090 | BBKHA90X90U | 90 x 90 mm | 124 | 84 | 144 | 154 | 160 | 10 | 0,605 | 5 |
| 362110 | BBKHA110X90U | 110 x 90 mm | 121 | 84 | 165 | 180 | 120 | 10 | 0,602 | 5 |
| 362125 | BBKHA125X90U | 125 x 90 mm | 114 | 84 | 165 | 180 | 120 | 10 | 0,555 | 5 |
| 362160 | BBKHA160X90U | 160 x 90 mm | 110 | 84 | 215 | 236 | 120 | 10 | 1,69 | 2 |
| 362180 | BBKHA160X90U | 180 x 90 mm | 100 | 84 | 215 | 236 | 120 | 10 | 1,651 | 2 |
| 362200 | BBKHA200X90U | 200 x 90 mm | 115 | 84 | 165 | 263 | 120 | 10 | 4,15 | 2 |
| 362225 | BBKHA225X90U | 225 x 90 mm | 113 | 84 | 165 | 291 | 120 | 10 | 4,25 | 2 |
| 362250 | BBKHA250X90U | 250 x 90 mm | 120 | 84 | 165 | 317 | 120 | 10 | 4,32 | 2 |
| 362161 | BBKHA160X110U | 160 x 110 mm | 131 | 98 | 217 | 236 | 120 | 10 | 1,731 | 2 |
| 362181 | BBKHA180X110U | 180 x 110 mm | 121 | 98 | 217 | 236 | 120 | 10 | 1,672 | 2 |
| 362185 | BBKHA180X125U | 180 x 125 mm | 121 | 98 | 217 | 236 | 120 | 10 | 1,704 | 2 |
| 362525 | BBKHA225X125U | 225 x 125mm | 123 | 98 | 310 | 327 | 500 | 30 | 6,6 | 2 |
| 362550 | BBKHA250X125U | 250 x 125 mm | 110 | 98 | 310 | 327 | 500 | 30 | 7,8 | 2 |
| 362555 | BBKHA250X225U | 250 x 225 mm | To order | To order | 310 | 320 | 360 | 20 | tba | 1 |
| 362315 | BBKHA315X280U | 315 x 280 mm | To order | To order | 420 | 385 | 600 | 30 | tba | 1 |
| 362355 | BBKHA355X280U | 355 x 280 mm | To order | To order | 420 | 425 | 600 | 30 | tba | 1 |

ACCESORIOS ELECTROSOLDABLES

Electrofusion fittings
Raccords electrosoudables

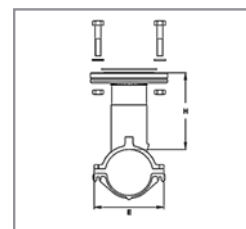


FLANGED BRANCH SADDLE UNDERPART COLLARÍN DERIVACIÓN BRIDA COLLIER DERIVATION BRIDE

UNDERPART

Gas 6 Bar Water PN12.5

PE80- BLACK

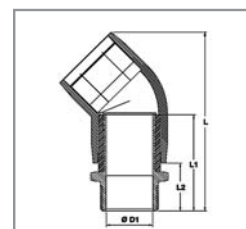


| CODE | REF. | FITTINGS SIZE | H (mm) | W (mm) | E (mm) | FUSION TIME (secs) | COOLING TIME (mins) | WEIGHT UNIT (Kg) | |
|--------|----------------|---------------|--------|--------|--------|--------------------|---------------------|------------------|---|
| 363110 | FBBKHA110X80U | 110x 80 PN16 | 242 | 165 | 180 | 120 | 10 | 1,1 | 1 |
| 363125 | FBBKHA125X80U | 125x 80 PN16 | 242 | 165 | 180 | 120 | 10 | 1,05 | 1 |
| 363160 | FBBKHA160X80U | 160x 80 PN16 | 194 | 215 | 236 | 120 | 10 | 2,18 | 1 |
| 363161 | FBBKHA160X100U | 160x 100 PN16 | 194 | 215 | 236 | 120 | 10 | 2,41 | 1 |
| 363180 | FBBKHA180X80U | 180x 80 PN16 | 242 | 215 | 236 | 120 | 10 | 2,04 | 1 |
| 363181 | FBBKHA180X100U | 180x 100 PN16 | 216 | 215 | 236 | 120 | 10 | 2,37 | 1 |
| 363200 | FBBKHA200X80U | 200x 80 PN16 | 188 | 165 | 263 | 120 | 10 | 4,64 | 1 |
| 363225 | FBBKHA225X80U | 225x 80 PN16 | 188 | 165 | 291 | 120 | 10 | 4,74 | 1 |
| 363221 | FBBKHA225X100U | 225x 100 PN16 | 190 | 310 | 327 | 500 | 30 | 11 | 1 |
| 363250 | FBBKHA250X80U | 250x 80 PN16 | 193 | 165 | 317 | 120 | 10 | 4,81 | 1 |
| 363251 | FBBKHA250X100U | 250x 100 PN16 | 190 | 310 | 327 | 500 | 30 | 11 | 1 |
| 363252 | FBBKHM250X200U | 250x 200 PN16 | 190 | 310 | 320 | 360 | 20 | 16 | 1 |
| 363350 | FBBKHM315X150U | 315 x 150PN16 | 190 | 300 | 360 | TBA | TBA | 15 | 1 |
| 363315 | FBBKHM315X250U | 315x 250 PN16 | 190 | 420 | 385 | 600 | 30 | 25 | 1 |
| 363551 | FBBKHM355X150 | 355 x 150PN16 | 190 | 300 | 360 | TBA | TBA | 15 | 1 |
| 363355 | FBBKHM355X250U | 355x 250 PN16 | 190 | 420 | 425 | 600 | 30 | 25 | 1 |
| 363410 | FBBKHM400X150 | 400 x 150PN16 | 215 | 300 | 360 | TBA | TBA | 15 | 1 |
| 363400 | FBBKHM400X250U | 400x 250 PN16 | 215 | 420 | 440 | 600 | 30 | 26,5 | 1 |
| 363450 | FBBKHM450X250U | 450x 250 PN16 | 215 | 420 | 530 | 440 | 30 | 25 | 1 |
| 363500 | FBBKHM500X250U | 500x 250 PN16 | 215 | 420 | 580 | 440 | 30 | 25 | 1 |

45° MALE TRANSITION ELBOW CODO MACHO 45° TRANSICIÓN COUDE MALE 45° TRANSITION

Gas 10 Bar Water PN16

PE100- BLACK



| CODE | REF. | FITTINGS SIZE | L (mm) | L1 (mm) | L2 (mm) | D1 (mm) | FUSION TIME (secs) | COOLING TIME (mins) | WEIGHT UNIT (Kg) | |
|--------|----------------|---------------|--------|---------|---------|---------|--------------------|---------------------|------------------|----|
| 365032 | ZEBKHA32X451 | 32 mm x 1" | 142 | 72 | 34 | 23 | 45 | 3 | 0.349 | 25 |
| 365340 | ZEBKHA32X451.3 | 32 mm x 11/4" | 142 | 72 | 34 | 23 | 45 | 3 | 0.521 | 25 |
| 365350 | ZEBKHA32X451.5 | 32 mm x 11/2" | 142 | 72 | 34 | 23 | 45 | 3 | 0.521 | 25 |
| 365432 | ZEBKHA40X451 | 40 mm x 1" | 143 | 81 | 34 | 29 | 40 | 5 | 0.488 | 25 |
| 365040 | ZEBKHA40X451.3 | 40 mm x 11/4" | 145 | 83 | 36 | 29 | 40 | 5 | 0.488 | 25 |
| 365450 | ZEBKHA40X451.5 | 40 mm x 11/2" | 145 | 83 | 36 | 29 | 40 | 5 | 0.478 | 25 |
| 365463 | ZEBKHA40X452 | 40 mm x 2" | 145 | 83 | 36 | 29 | 40 | 5 | 0.478 | 25 |
| 365532 | ZEBKHA50X452 | 50 mm x 1" | 159 | 86 | 34 | 38 | 80 | 5 | 0.446 | 25 |
| 365540 | ZEBKHA50X452.3 | 50 mm x 11/4" | 161 | 88 | 36 | 38 | 80 | 5 | 0.576 | 25 |
| 365550 | ZEBKHA50X452.5 | 50 mm x 11/2" | 161 | 88 | 36 | 38 | 80 | 5 | 0.576 | 25 |
| 365563 | ZEBKHA50X452 | 50 mm x 2" | 161 | 88 | 36 | 38 | 80 | 5 | 0.589 | 25 |
| 365640 | ZEBKHA63X452.3 | 63 mm x 11/4" | 146 | 97 | 36 | 38 | 35 | 3 | 0.778 | 15 |
| 365650 | ZEBKHA63X452.5 | 63 mm x 11/2" | 146 | 97 | 36 | 48 | 35 | 3 | 0.778 | 15 |
| 365063 | ZEBKHA63X452 | 63 mm x 2" | 160 | 102 | 41 | 48 | 35 | 3 | 0.968 | 15 |

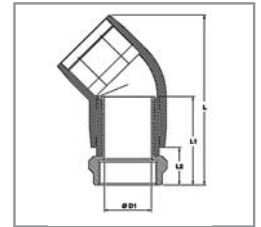
ACCESORIOS ELECTROSOLDABLES

Electrofusion fittings
Raccords electrosoudables



45° FEMALE TRANSITION ELBOW CODO HEMBRA 45° TRANSICIÓN COUDE FEMELLE 45° TRANSITION

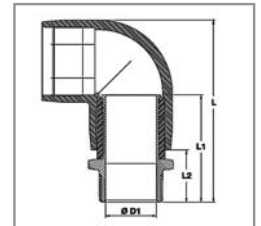
Gas 10 Bar Water PN16
PE100- BLACK



| CODE | REF. | FITTINGS SIZE | L (mm) | L1 (mm) | L2 (mm) | D1 (mm) | FUSION TIME (secs) | COOLING TIME (mins) | WEIGHT UNIT (Kg) | |
|---------|----------------|---------------|--------|---------|---------|---------|--------------------|---------------------|------------------|----|
| 365032F | XEBKHA32X451 | 32 mm x 1" | 134 | 68 | 26 | 23 | 45 | 3 | 0.519 | 25 |
| 365432F | XEBKHA40X451 | 40 mm x 1" | 135 | 73 | 26 | 29 | 40 | 5 | 0.438 | 25 |
| 365040F | XEBKHA40X451.3 | 40 mm x 11/4" | 135 | 73 | 26 | 29 | 40 | 5 | 0.438 | 25 |
| 365450F | XEBKHA40X451.5 | 40 mm x 11/2" | 135 | 73 | 26 | 29 | 40 | 5 | 0.428 | 25 |
| 365550F | XEBKHA50X451.5 | 50 mm x 11/2" | 151 | 78 | 26 | 38 | 80 | 5 | 0.516 | 25 |
| 365563F | XEBKHA50X452 | 50 mm x 2" | 151 | 78 | 26 | 38 | 80 | 5 | 0.5 | 25 |
| 365650F | XEBKHA63X452.5 | 63 mm x 11/2" | 139 | 91 | 30 | 48 | 35 | 3 | 0.996 | 15 |
| 365063F | XEBKHA63X452 | 63 mm x 2" | 139 | 91 | 30 | 48 | 35 | 3 | 0.918 | 15 |

90° MALE TRANSITION ELBOW CODO MACHO 90° TRANSICIÓN COUDE MALE 90° TRANSITION

Gas 10 Bar Water PN16
PE100- BLACK



| CODE | REF. | FITTINGS SIZE | L (mm) | L1 (mm) | L2 (mm) | A (mm) | FUSION TIME (secs) | COOLING TIME (mins) | WEIGHT UNIT (Kg) | |
|--------|-----------------|---------------|--------|---------|---------|--------|--------------------|---------------------|------------------|----|
| 364025 | ZEBKHA25X900.75 | 25 mm x 3/4" | 118 | 79 | 26 | 17 | 35 | 3 | 0.22 | 30 |
| 364320 | ZEBKHA32X901.5 | 32 mm x 1/2" | 118 | 79 | 34 | 23 | 45 | 3 | 0.297 | 30 |
| 364325 | ZEBKHA32X900.75 | 32 mm x 3/4" | 118 | 79 | 34 | 23 | 45 | 3 | 0.297 | 30 |
| 364032 | ZEBKHA32X901.11 | 32 mm x 1" | 118 | 79 | 34 | 23 | 45 | 3 | 0.297 | 30 |
| 364340 | ZEBKHA32X901.3 | 32 mm x 11/4" | 118 | 79 | 34 | 23 | 45 | 3 | 0.321 | 30 |
| 364350 | ZEBKHA32X901.5 | 32 mm x 11/2" | 118 | 79 | 34 | 23 | 45 | 3 | 0.321 | 30 |
| 364432 | ZEBKHA40X901 | 40 mm x 1" | 151 | 81 | 34 | 29 | 40 | 5 | 0.71 | 25 |
| 364040 | ZEBKHA40X901.3 | 40 mm x 11/4" | 153 | 83 | 36 | 29 | 40 | 5 | 0.71 | 25 |
| 364450 | ZEBKHA40X901.5 | 40 mm x 11/2" | 153 | 83 | 36 | 29 | 40 | 5 | 0.7 | 25 |
| 364463 | ZEBKHA40X902 | 40 mm x 2" | 153 | 83 | 36 | 29 | 40 | 5 | 0.723 | 25 |
| 364532 | ZEBKHA50X901 | 50 mm x 1" | 161 | 86 | 34 | 38 | 80 | 5 | 0.511 | 25 |
| 364540 | ZEBKHA50X901.3 | 50 mm x 11/4" | 153 | 88 | 36 | 38 | 80 | 5 | 0.641 | 25 |
| 364550 | ZEBKHA50X901.5 | 50 mm x 11/2" | 153 | 88 | 36 | 38 | 80 | 5 | 0.641 | 25 |
| 364563 | ZEBKHA50X902 | 50 mm x 2" | 153 | 93 | 41 | 38 | 80 | 5 | 0.653 | 25 |
| 364640 | ZEBKHA63X902.3 | 63 mm x 11/4" | 177 | 97 | 36 | 48 | 35 | 3 | 0.884 | 15 |
| 364650 | ZEBKHA63X902.5 | 63 mm x 11/2" | 182 | 102 | 41 | 48 | 35 | 3 | 1.074 | 15 |
| 364063 | ZEBKHA63X902 | 63 mm x 2" | 177 | 97 | 36 | 48 | 35 | 3 | 0.884 | 15 |

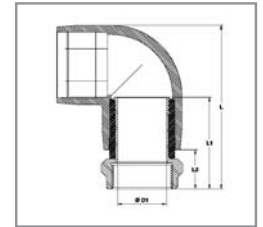
ACCESORIOS ELECTROSOLDABLES

Electrofusion fittings
Raccords electrosoudables



90° FEMALE TRANSITION ELBOW CODO HEMBRA 90° TRANSICIÓN COUDE FEMELLE 90° TRANSITION

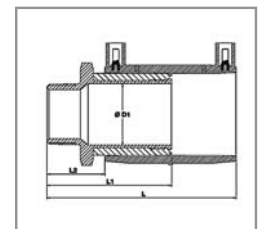
Gas 10 Bar Water PN16
PE100- BLACK



| CODE | REF. | FITTINGS SIZE | L (mm) | L1 (mm) | L2 (mm) | D1 (mm) | FUSION TIME (secs) | COOLING TIME (mins) | WEIGHT UNIT (Kg) | |
|---------|-----------------|----------------|--------|---------|---------|---------|--------------------|---------------------|------------------|----|
| 364025F | XEBKHA25X900.75 | 25 mm x 3/4" | 110 | 68 | 26 | 17 | 35 | 3 | 0.4 | 30 |
| 364032F | XEBKHA32X901 | 32 mm x 1" | 110 | 68 | 26 | 23 | 45 | 3 | 0.467 | 30 |
| 364432F | XEBKHA40X901 | 40 mm x 1" | 143 | 73 | 26 | 29 | 40 | 5 | 0.66 | 25 |
| 364040F | XEBKHA40X901.3 | 40 mm x 1 1/4" | 143 | 73 | 26 | 29 | 40 | 5 | 0.66 | 25 |
| 364450F | XEBKHA40X901.5 | 40 mm x 1 1/2" | 143 | 73 | 26 | 29 | 40 | 5 | 0.66 | 25 |
| 364550F | XEBKHA50X901.3 | 50 mm x 1 1/2" | 143 | 78 | 26 | 38 | 80 | 5 | 0.581 | 25 |
| 364563F | XEBKHA50X901.5 | 50 mm x 2" | 143 | 78 | 26 | 38 | 80 | 5 | 0.566 | 25 |
| 364650F | XEBKHA63X901.3 | 63 mm x 1 1/2" | 171 | 91 | 30 | 48 | 35 | 3 | 1.104 | 15 |
| 364063F | XEBKHA63X902 | 63 mm x 2" | 171 | 91 | 30 | 48 | 35 | 3 | 1.024 | 15 |

MALE TRANSITION COUPLER MANGUITO TRANSICIÓN MACHO MANCHON TRANSITION MALE

Gas 10 Bar Water PN16
PE100- BLACK



| CODE | REF. | FITTINGS SIZE | L (mm) | L1 (mm) | L2 (mm) | D1 (mm) | FUSION TIME (secs) | COOLING TIME (mins) | WEIGHT UNIT (Kg) | |
|--------|---------------|----------------|--------|---------|---------|---------|--------------------|---------------------|------------------|----|
| 360025 | ZCBKHA25X0.8 | 25 mm x 3/4" | 114 | 79 | 34 | 17 | 30 | 3 | 0.4 | 50 |
| 360320 | ZCBKHA32X0.50 | 32 mm x 1/2" | 114 | 79 | 34 | 23 | 45 | 3 | 0.425 | 50 |
| 360325 | ZCBKHA32X0.75 | 32 mm x 3/4" | 114 | 79 | 34 | 23 | 45 | 3 | 0.425 | 50 |
| 360032 | ZCBKHA32X1 | 32 mm x 1" | 114 | 79 | 34 | 23 | 45 | 3 | 0.426 | 50 |
| 360340 | ZCBKHA32X1.3 | 32 mm x 1 1/4" | 114 | 79 | 34 | 23 | 45 | 3 | 0.431 | 50 |
| 360350 | ZCBKHA32X1.5 | 32 mm x 1 1/2" | 114 | 79 | 34 | 23 | 45 | 3 | 0.431 | 50 |
| 360432 | ZCBKHA40X1 | 40 mm x 1" | 126 | 81 | 34 | 29 | 40 | 5 | 0.468 | 30 |
| 360040 | ZCBKHA40X1.3 | 40 mm x 1 1/4" | 126 | 83 | 34 | 29 | 40 | 5 | 0.468 | 30 |
| 360450 | ZCBKHA40X1.5 | 40 mm x 1 1/2" | 126 | 83 | 34 | 29 | 40 | 5 | 0.468 | 30 |
| 360463 | ZCBKHA40X2 | 40 mm x 2" | 126 | 88 | 34 | 29 | 40 | 5 | 0.471 | 30 |
| 360532 | ZCBKHA50X1 | 50 mm x 1" | 134 | 86 | 34 | 38 | 80 | 5 | 0.418 | 30 |
| 360540 | ZCBKHA50X1.3 | 50 mm x 1 1/4" | 136 | 88 | 36 | 38 | 80 | 5 | 0.548 | 30 |
| 360550 | ZCBKHA50X1.5 | 50 mm x 1 1/2" | 136 | 88 | 36 | 38 | 80 | 5 | 0.548 | 30 |
| 360563 | ZCBKHA50X2 | 50 mm x 2" | 141 | 93 | 41 | 38 | 80 | 5 | 0.569 | 30 |
| 360640 | ZCBKHA50X1.3 | 63 mm x 1 1/4" | 154 | 97 | 36 | 48 | 35 | 3 | 0.704 | 15 |
| 360650 | ZCBKHA63X1.5 | 63 mm x 1 1/2" | 154 | 97 | 36 | 48 | 35 | 3 | 0.704 | 15 |
| 360063 | ZCBKHA63X2 | 63 mm x 2" | 159 | 102 | 41 | 48 | 35 | 3 | 0.894 | 15 |

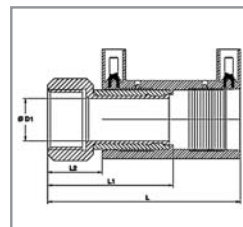
ACCESORIOS ELECTROSOLDABLES

Electrofusion fittings
Raccords electrosoudables



FEMALE TRANSITION COUPLER MANGUITO TRANSICIÓN HEMBRA MANCHON TRANSITION FEMELLE

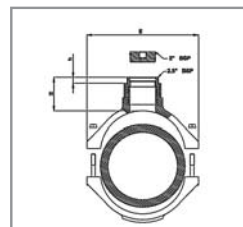
Gas 10 Bar Water PN16
PE100- BLACK



| CODE | REF. | FITTINGS SIZE | L (mm) | L1 (mm) | L2 (mm) | D1 (mm) | FUSION TIME (secs) | COOLING TIME (mins) | WEIGHT UNIT (Kg) | |
|---------|---------------|----------------|--------|---------|---------|---------|--------------------|---------------------|------------------|----|
| 360025F | XCBKHA25X0.75 | 25 mm x 3/4" | 106 | 68 | 26 | 17 | 30 | 3 | 0.4 | 50 |
| 360032F | XCBKHA32X1 | 32 mm x 1" | 106 | 68 | 26 | 23 | 45 | 3 | 0.426 | 50 |
| 360432F | XCBKHA40X1 | 40 mm x 1" | 116 | 73 | 26 | 29 | 40 | 5 | 0.418 | 30 |
| 360040F | XCBKHA40X1.3 | 40 mm x 1 1/4" | 116 | 73 | 26 | 29 | 40 | 5 | 0.418 | 30 |
| 360450F | XCBKHA40X1.5 | 40 mm x 1 1/2" | 116 | 73 | 26 | 29 | 40 | 5 | 0.408 | 30 |
| 360550F | XCBKHA50X1.5 | 50 mm x 1 1/2" | 126 | 78 | 26 | 38 | 80 | 5 | 0.488 | 30 |
| 360563F | XCBKHA50X2 | 50 mm x 2" | 126 | 78 | 26 | 38 | 80 | 5 | 0.488 | 30 |
| 360650F | XCBKHA63X1.5 | 63 mm x 1 1/2" | 148 | 91 | 30 | 48 | 35 | 3 | 0.924 | 15 |
| 360063F | XCBKHA63X2 | 63 mm x 2" | 148 | 91 | 30 | 48 | 35 | 3 | 0.894 | 15 |

BALLOON SADDLE TOMA DE BALONAMIENTO COLLIER DE PRISE

Gas 6 Bar Water PN12.5
PE80- BLACK



| CODE | REF. | FITTINGS SIZE | H (mm) | h (mm) | W (mm) | E (mm) | FUSION TIME (secs) | COOLING TIME (mins) | WEIGHT UNIT (Kg) | |
|--------|--------------|-----------------|--------|--------|--------|--------|--------------------|---------------------|------------------|----|
| 366090 | XBBKA90X2.5 | 90 mm x 2 1/2" | 70 | 15 | 118 | 151 | 160 | 10 | 7.68 | 10 |
| 366110 | XBBKA110X2.5 | 110 mm x 2 1/2" | 100 | 15 | 118 | 180 | 120 | 10 | 7.8 | 10 |
| 366125 | XBBKA125X2.5 | 125 mm x 2 1/2" | 63 | 15 | 165 | 180 | 120 | 10 | 7.76 | 10 |
| 366160 | XBBKA160X2.5 | 160 mm x 2 1/2" | 84 | 15 | 215 | 236 | 120 | 10 | 8.24 | 2 |
| 366180 | XBBKA180X2.5 | 180 mm x 2 1/2" | 74 | 15 | 215 | 236 | 120 | 10 | 8.16 | 2 |
| 366200 | XBBKA200X2.5 | 200 mm x 2 1/2" | 82 | 15 | 165 | 263 | 120 | 10 | 8.81 | 2 |
| 366225 | XBBKA225X2.5 | 225 mm x 2 1/2" | 80 | 15 | 165 | 300 | 120 | 10 | 8.94 | 2 |
| 366250 | XBBKA250X2.5 | 250 mm x 2 1/2" | 86 | 15 | 165 | 317 | 120 | 10 | 9.06 | 2 |

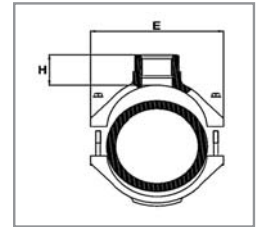
ACCESORIOS ELECTROSOLDABLES

Electrofusion fittings
Raccords electrosoudables



TRANSITION SADDLE COLLARÍN DE TRANSICIÓN COLLIER TRANSITION

Gas 6 Bar Water PN12.5
PE80- BLACK



| CODE | REF. | FITTINGS SIZE | D x d (mm) | H (mm) | W (mm) | E (mm) | FUSION TIME (secs) | COOLING TIME (mins) | WEIGHT UNIT (Kg) | |
|--------|--------------|---------------|---------------|-----------|-----------|-----------|--------------------------|---------------------------|------------------------|----|
| 368640 | XBBKA63X1.3 | 63 x 11/4" | 90 | 63 | 118 | 102 | 120 | 10 | 0.75 | 10 |
| 368650 | XBBKA63X1.5 | 63 x 11/2" | 90 | 63 | 118 | 102 | 120 | 10 | 0.7 | 10 |
| 368940 | XBBKA90X1.3 | 90 x 11/4" | 57 | 90 | 118 | 156 | 160 | 10 | 1.2 | 10 |
| 368950 | XBBKA90X1.5 | 90 x 11/2" | 57 | 90 | 118 | 156 | 160 | 10 | 1.17 | 10 |
| 368963 | XBBKA90X2 | 90 x 2" | 57 | 90 | 118 | 156 | 160 | 10 | 1.04 | 10 |
| 368140 | XBBKA110X1.3 | 110 x 11/4" | 56 | 110 | 118 | 180 | 120 | 10 | 1.16 | 10 |
| 368150 | XBBKA110X1.5 | 110 x 11/2" | 56 | 110 | 118 | 180 | 120 | 10 | 1.135 | 8 |
| 368163 | XBBKA110X2 | 110 x 2" | 56 | 110 | 118 | 180 | 120 | 10 | 1.16 | 8 |
| 368124 | XBBKA125X1.3 | 125 x 11/4" | 58 | 125 | 118 | 180 | 120 | 10 | 1.12 | 8 |
| 368125 | XBBKA125X1.5 | 125 x 11/2" | 58 | 125 | 118 | 180 | 120 | 10 | 1.079 | 8 |
| 368126 | XBBKA125X2 | 125 x 2" | 58 | 125 | 118 | 180 | 120 | 10 | 1.12 | 8 |
| 368164 | XBBKA160X1.3 | 160 x 11/4" | 62 | 160 | 118 | 236 | 120 | 10 | 1.7 | 2 |
| 368165 | XBBKA160X1.5 | 160 x 11/2" | 62 | 160 | 118 | 236 | 120 | 10 | 1.6 | 2 |
| 368166 | XBBKA160X2 | 160 x 2" | 62 | 160 | 118 | 236 | 120 | 10 | 1.45 | 2 |
| 368184 | XBBKA180X1.3 | 180 x 11/4" | 60 | 180 | 118 | 236 | 120 | 10 | 1.7 | 2 |
| 368185 | XBBKA180X1.5 | 180 x 11/2" | 60 | 180 | 118 | 236 | 120 | 10 | 1.6 | 2 |
| 368183 | XBBKA180X2 | 180 x 2" | 60 | 180 | 118 | 236 | 120 | 10 | 1.5 | 2 |
| 368263 | XBBKA200X2 | 200 x 2" | 67 | 200 | 165 | 263 | 120 | 10 | 2.17 | 3 |
| 368223 | XBBKA225X2 | 225 x 2" | 66 | 225 | 165 | 288 | 120 | 10 | 2.3 | 3 |
| 368225 | XBBKA250X2 | 250 x 2" | 74 | 250 | 165 | 316 | 120 | 10 | 2.42 | 2 |

DUCKFOOT BEND KIT KIT CURVA BRIDADA PIE DE BICHE

PE100- BLACK

Kit: E/F Bend, Riser, Flange, Gasket, Backing Ring*,
Bolts*, Nuts*, Washers*, (* Rilsan coated)



| CODE | REF. | FITTINGS SIZE | L (mm) | L1 (mm) | L2 (mm) | A (mm) | E (mm) | FUSION TIME (secs) | COOLING TIME (mins) | WEIGHT UNIT (Kg) | |
|----------------------|------------------|---------------|-----------|------------|------------|-----------|-----------|--------------------------|---------------------------|------------------------|---|
| 369063 | DFBBKHA63X80KRR | 63x 80NP16 | 257 | 77 | 120 | 455 | 232 | 140 | 10 | 7,7 | 1 |
| 369090 | DFBBKHA90X80KRR | 90x 80NP16 | 257 | 77 | 120 | 455 | 232 | 140 | 10 | 7,5 | 1 |
| 369110 | DFBBKHA110X80KRR | 110x 80NP16 | 257 | 77 | 120 | 455 | 232 | 140 | 10 | 8,02 | 1 |
| 369125 | DFBBKHA125X80KRR | 125x 80NP16 | 257 | 77 | 120 | 455 | 232 | 140 | 10 | 8,07 | 1 |
| 369160 | DFBBKHA160X80KRR | 160x 80NP16 | 257 | 77 | 120 | 455 | 232 | 140 | 10 | 8,75 | 1 |
| 369180 | DFBBKHA180X80KRR | 180x 80NP16 | 257 | 77 | 120 | 455 | 232 | 140 | 10 | 9,8 | 1 |
| E/F BEND ONLY | | | | | | | | | | | |
| 369090U | DFBBKHA90X90 | 90 x 90NP16 | 257 | 77 | 120 | - | 232 | 140 | 10 | 2 | 1 |
| 369110U | DFBBKHA110X110 | 110 x 90NP16 | 257 | 77 | 120 | - | 232 | 140 | 10 | 2,5 | 1 |

ACCESORIOS ELECTROSOLDABLES

Electrofusion fittings

Raccords électrosoudables




TRANSITION PIECE MALE
PIEZA TRANSICIÓN MACHO
TRANSITION PIECE MALE



| CODE | FITTINGS SIZE |
|--------|---------------|
| 369520 | 1/2" |
| 369525 | 3/4" |
| 369532 | 1" |
| 369540 | 1 1/4" |
| 369550 | 1 1/2" |
| 369563 | 2" |

TRANSITION PIECE FEMALE
PIEZA TRANSICIÓN HEMBRA
TRANSITION PIECE FEMELLE



| CODE | FITTINGS SIZE |
|---------|---------------|
| 369520F | 1/2" |
| 369525F | 3/4" |
| 369532F | 1" |
| 369540F | 1 1/4" |
| 369550F | 1 1/2" |
| 369563F | 2" |

ROUGH TO WELD PIPE JOINT
MANGUITO TRANSICIÓN
ZINCADO
MANCHON DE TRANSITION A
SOUDER ZINGUÉ



| CODE | REF | FITTINGS SIZE | | € UNIT |
|--------|-----------|---------------|----|--------|
| 367025 | 100.025.1 | 25X3/4" | 24 | |
| 367032 | 100.032.1 | 32X1" | 15 | |
| 367040 | 100.040.1 | 40X1 1/4" | 12 | |
| 367050 | 100.050.1 | 50X1 1/2" | 8 | |
| 367063 | 100.063.1 | 63X2 | 6 | |
| 367075 | 100.075.1 | 75X2 1/2" | 4 | |
| 367090 | 100.090.1 | 90X3 | 3 | |
| 367110 | 100.110.1 | 110X4 | 2 | |
| 367125 | 100.125.1 | 125X4 | 2 | |
| 367140 | 100.140.1 | 140X5 | 1 | |
| 367160 | 100.160.1 | 160X6 | 1 | |
| 367180 | 100.180.1 | 180X6 | 1 | |
| 367200 | 100.200.1 | 200X8 | 1 | |
| 367225 | 100.225.1 | 225X8 | 1 | |
| 367250 | 100.250.1 | 250X10 | 1 | |

TRANSITION PIPE JOINT PE-ZINC
ENLACE TRANSICIÓN PE-ACERO
RACCORD DU TRANSITION PE-
ZINGUÉ



| CODE | FITTINGS SIZE | € UNIT |
|--------|---------------|--------|
| 353032 | 32x1" | |
| 353040 | 40x 1 1/4" | |
| 353063 | 63x2" | |

TRANSITION PIPE JOINT PE-
COPPER
ENLACE TRANSICIÓN PE-
COBRE
RACCORD DU TRANSITION PE-
CUIVRE



| CODE | FITTINGS SIZE | € UNIT |
|--------|---------------|--------|
| 353120 | 20-16x18 | |
| 353132 | 32-20x22 | |
| 353133 | 32-20x28 | |

ZINC COATED THREADED ELBOW
PIPE JOINT
PE80 PE100
CODO TRANSICIÓN ROSCADO
PE80 PE100
COUDE DE TRANSITION PE80
PE100
ZINGUÉ A SOUDER



| CODE | REF | FITTINGS SIZE | | € UNIT |
|---------|-----------|---------------|----|--------|
| 350025M | 181.025.1 | 25X3/4" | 12 | |
| 350032M | 181.032.1 | 32X1" | 10 | |
| 350040M | 181.040.1 | 40X1 1/4" | 8 | |
| 350050M | 181.050.1 | 50X1 1/2" | 6 | |
| 350063M | 181.063.1 | 63X2 | 6 | |